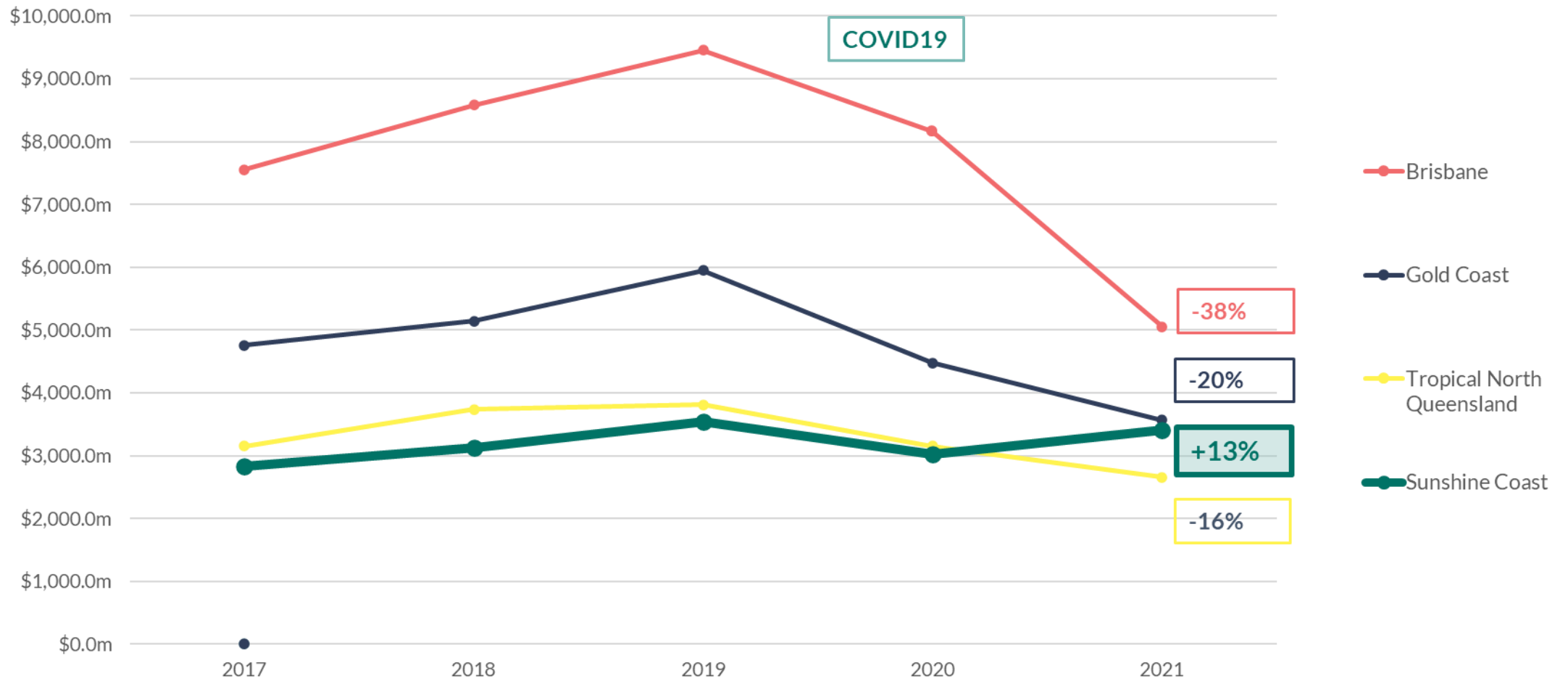





Sunshine Coast leading the way

Visitor Expenditure



Performance when it mattered most

SUNSHINE COAST - DOMESTIC	YE June 2021	YOY Change	YE June 2019
Overnight visitor expenditure (OVE)	\$2.8B 	+24.5%	\$2.6B
Overnight visitors	3.8M	+17%	3.9M
Intrastate	3.2M 	+35%	2.9M
Interstate	607K	-30.9%	999K
Visitor nights	13.5M	+11.2%	14M
Average length of stay	3.6 nights	-0.2 nights	3.5 nights
Spend per night	\$205	+12%	\$186
Spend per visitor	\$729	+6.5%	\$656
Day trippers	6.3M	-9.8	7M

 = Record



Tourism infrastructure priorities - The five A's

- Access
- Attractions
- Activities
- Amenities
- Accommodation